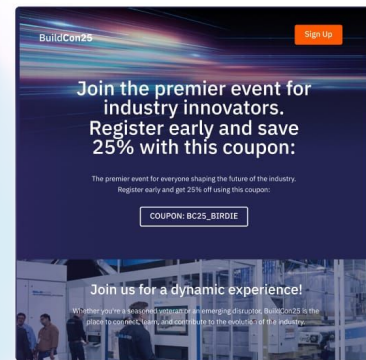


From Blank Page to On-Brand Campaigns

Save Time With Nutshell's AI Email Campaign Generator

Write a short, energetic email promoting BuildCon25. Highlight that it's the premier event for industry innovators and that readers can get 25% off with a coupon. End with a clear call to action to register.

Create campaign



Select this option

Select this option

Select this option



If you don't get the recording...

- Check your email **spam folder**
- Not there? Head to our [**Webinars & Guided Tours page**](#) to find this and all past webinars

*Note: You can also subscribe to the [**Nutshell YouTube Channel**](#) to ensure you get notified whenever we publish a new video.

The screenshot shows the Nutshell website's navigation menu. The top navigation bar includes 'PRODUCT', 'PRICING', 'NUTSHELL AI', 'RESOURCES', 'CONTACT US', 'Log in', and 'Free 14-Day Trial'. The main navigation menu is divided into three columns: 'Customers', 'Learn & Explore', and 'About Us'. Under 'Customers', there are links for 'Case Studies & Testimonials', 'CRM for Your Workflow', 'CRM for Your Industry', 'Customer Onboarding', and 'Customer Support'. Under 'Learn & Explore', there are links for 'Help Center', 'Blog', 'On Demand Webinars' (highlighted), 'Downloadable Resources', and 'Nutshell Partners'. Under 'About Us', there are links for 'Company Info', 'Product Roadmap', 'Developer API', 'Security', and 'Marketing Services'. At the bottom of the menu, there are buttons for 'Start 14-day free trial' and 'Book free demo'.

On-Demand Webinars

CRM 101 – Nutshell Basics

Just Getting Started? Watch This!



Learn the core features of Nutshell CRM. Nutshell Basics is a great stand-alone starting point for new users or as a follow-up to the Intro to Nutshell live product tour.

Updated Regularly

[WATCH NOW >](#)

Sales Automation Workshop

Creating a Pipeline & Adding Automations



Create a custom, automated pipeline in Nutshell to kick your sales efforts into overdrive.

We cover automated: assignments, activities, stage goals, email sequences, sms sends and more.

Last updated April 2025

[WATCH NOW >](#)

Discover how Nutshell is helping you save time and close deals in 2026

Nutshell's 2026 Roadmap



Nutshell CEO Andy Fowler and Director of Marketing Will Gordon discuss the top features of 2025 and what's on our 2026 roadmap.

Some of the new capabilities coming in 2026 include **mobile AI activity logging**, **Lead researcher AI Outcome**, **Page-based marketing automations**, and more!

[WATCH NOW >](#)

What we'll cover:

Feature overview → What's new

~10 minutes

Live demo

~10 minutes

Getting started with AI Email Campaigns

~5 minutes

Q&A

~5-10 minutes

Please ask your questions in the chat throughout the presentation and we'll answer what we can!



Nutshell Email Marketing Features

- Build emails with drag-and-drop editor
- Start messages from preconfigured templates
- Send one-off broadcasts
- Create recurring newsletters
- Send triggered drip sequences
- Track clicks, opens and deliverability
- Segment contacts into specific audiences
- Manage all communications from one dashboard
- Send from your own domain

The image displays two overlapping screenshots of the Nutshell email marketing platform. The top screenshot shows the 'Email broadcast' editor interface. It features a header for 'The Drip Society' with a yellow background and a circular icon of a coffee cup. Below the header is a large image of a smiling woman in a cafe setting. The main content area contains the text 'Barista Training' followed by a paragraph: 'Join us for an exciting barista training designed specifically for beginners! This hands-on workshop will introduce you to the art of coffee making.' A yellow 'Enroll now' button is positioned at the bottom of the content. A floating toolbar on the right side of the editor provides a drag-and-drop interface with various content blocks: TITLE, PARAGRAPH, LIST, IMAGE, BUTTON, DIVIDER, SPACER, SOCIAL, HTML, VIDEO, ICONS, MENU, TEXT, SCHEDULER, and FORM. The bottom screenshot shows a dashboard overview with two sections: 'Your domain + Nutshell' and 'How DNS records make Nutshell work better'. The first section includes the text 'Configure DNS to power-up Nutshell features with your custom domain' and a 'Not connected' status. The second section, 'How DNS records make Nutshell work better', contains two items: 'Email deliverability' (with a subtext 'Increase your reliability and skip the spam folder with DMARC. Learn more') and 'Custom click-tracking domain' (with a subtext 'Use your domain's reputation for better delivery. Learn more'). The 'Custom click-tracking domain' section includes a dropdown menu labeled 'Select a domain' and a 'Not connected' status.

Email marketing with AI


Broadcast created via  One-click email campaign

Email broadcast

Broadcasts > New broadcast

Send test Send

Editor Details A/B test Engagement Drip Sequence



WARREN REAL ESTATE [Contact Us!](#)


1500ft, 3 bed House

Find your ideal home in South Beach, Miami property boasts modern finishes, a private pool, dining, shopping, and the beach.

[Book House Tour](#)

CONTENT ROWS SETTINGS

- TITLE
- PARAGRAPH
- LIST
- IMAGE
- BUTTON
- DIVIDER
- SPACER
- SOCIAL
- HTML
- VIDEO
- ICONS
- MENU
- TEXT
- SCHEDULER
- FORM

 Write an energetic email promoting BuildCon25. Highlight that it's the premier event for industry innovators and that readers can get 25% off with a coupon. End with a clear CTA.

[Generate campaign](#)


Preview and edit

Make adjustments to this campaign


Use design and content from [www.thedripsociety.com](#)

Describe your campaign

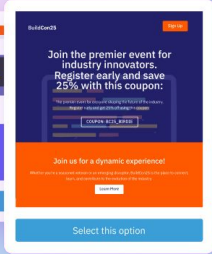
Inform our subscribers our upcoming barista training for May



Select this option







Select this option



Select this option

Generated designs



[Regenerate](#)



Save time on design

- Prompt Nutshell AI for instant message design
 - Don't like it? Regenerate!
 - Manual editing is still available
- Drag-and-drop: Easy but time consuming
- Use the AI Email Campaign Generator for:
 - Template creation
 - Broadcasts
 - Newsletters
 - Drip sequences

The screenshot displays the 'AI campaign generator' interface. On the left, the 'Preview and edit' section allows users to make adjustments to the campaign, including selecting the design and content source (e.g., www.thedripsociety.com) and describing the campaign (e.g., 'Inform our subscribers our upcoming barista training for May.'). Below this is a 'Generated designs' grid showing four different email layout options. On the right, a large preview of the selected email campaign is shown. The subject is 'BuildCon25 premier event' and the preheader is 'Join the premier event for industry innovators'. The email content features a dark blue header with the 'BuildCon25' logo and a 'Sign Up' button. The main body text reads: 'Join the premier event for industry innovators. Register early and save 25% with this coupon:'. Below this, it states 'The premier event for everyone shaping the future of the industry. Register early and get 25% off using this coupon:' and displays the coupon code 'COUPON: BC25_BIRDIE'. The footer includes the text 'Join us for a dynamic experience!' and 'Whether you're a seasoned veteran or an emerging disruptor, BuildCon25 is the place to connect, learn, and contribute to the evolution of the industry.' with a 'Learn More' button.

Say goodbye to writer's block

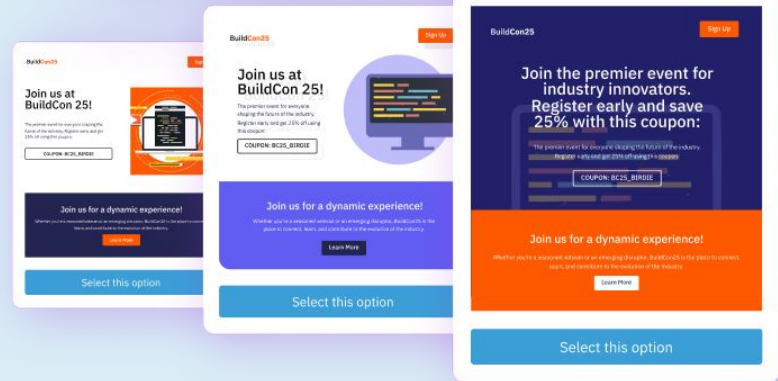
- “Turn this blog post into a newsletter edition in our newsletter template.”
- “Turn this promo page into a broadcast email.”
- “Turn this support article collection into a tutorial drip sequence.”
- “Turn this support article into product announcement broadcast.”

The goal isn't to get you to 100% complete, it's to get you to 90% faster than you ever could on your own.



Write an energetic email promoting BuildCon25. Highlight that it's the premier event for industry innovators and that readers can get 25% off with a coupon. End with a clear CTA.

Generate campaign



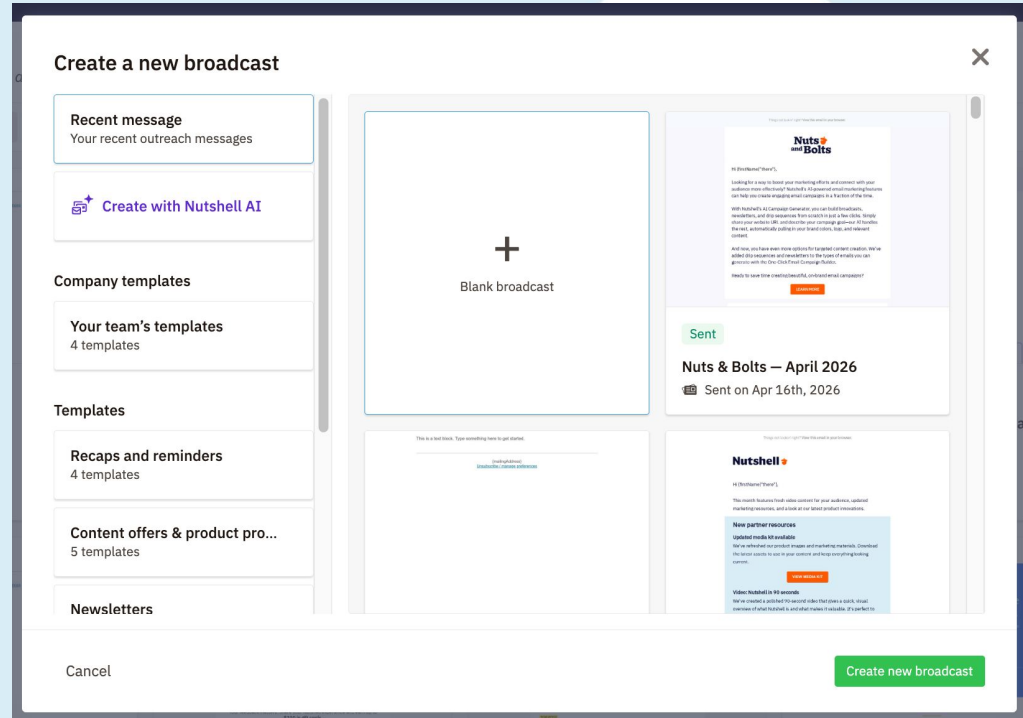
Live Demo

Let's create something together!



Getting started with AI Email Campaigns

- Any Nutshell customer can test or create an email.
- 1 use = 1 AI Outcome
 - AI outcomes included in every CRM plan
- Email marketing is an add-on feature
 - \$ is tied to # of Marketing contacts
- Marketing > Email > Email type > Create new > Create with Nutshell AI



Q&A

Got any questions about building email marketing campaigns in Nutshell?

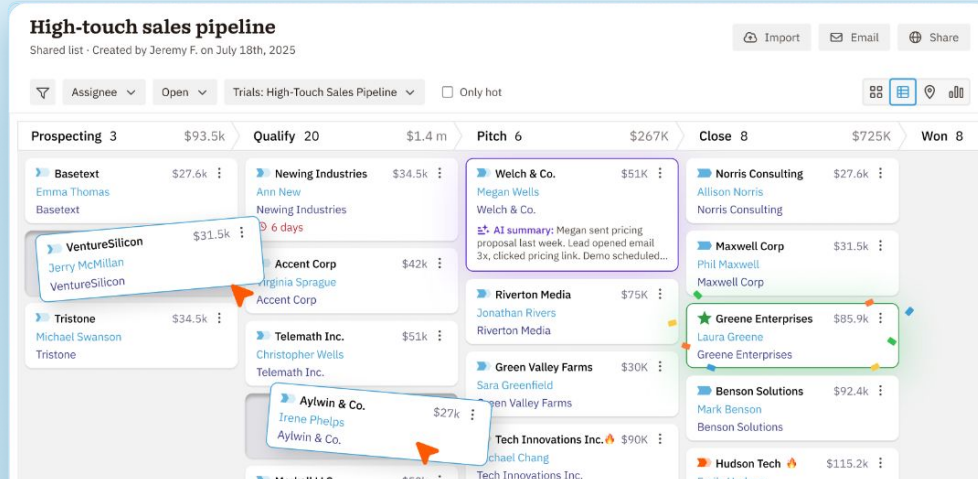
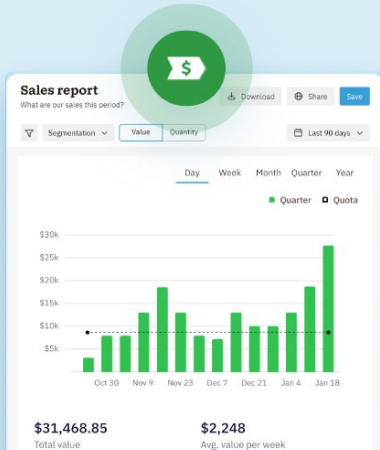


Resources

Stay up to date with other feature releases by keeping an eye on our [Product Updates & Enhancements](#) page or signing up for our [Shipping News](#) newsletter.

Need help getting started? Check out our [comprehensive support articles](#) or [reach out to our support team](#) for more information.

Want to get early access or be part of a future beta release? Email us at beta@nutshell.com to be on our shortlist for feature early releases.



Email broadcast
Broadcasts > New broadcast

Editor Details A/B test Engagement Drop Sequence

The Drip Society

Barista Training

Join us for an exciting barista training designed for beginners! This hands-on workshop will introduce coffee making.

Nutshell 🍪

Thanks for joining us today!

nutshell.com